


Power Relays Type CS30/CF30 Monostable



- Compressor control relay
- Switching capacity 30A
- DC coils 6 to 48VDC
- AC coils 24 to 277VAC
- 2 normally open contacts, 2 change over contacts
- Reinforced insulation 4kV / 8mm (0.31")
- Meets class F construction
- PCB or Fast-on terminal
- General purpose, power loads
- Standard as sealed
- CE, UL approved

Product Description

Relay high power output. vending machines, and
It is sealed designed for compressors load.

Approvals



The approvals stated are not generally applicable to all relay versions of a particular type.

Ordering Key

C S30 A 002 012

Type _____
Terminal version _____
(S30= Soldering - F30= Fast-on)
Coil version (A=AC - D=DC) _____
Contact code _____
Coil code _____

Box content: 20 relays
Box size: (W 290 x D 240 x H 40) mm Weight: 2.000g
(W 11.42 x D 9.45 x H 1.57) inches Weight: 70.55oz

Type Selection

Contact configuration

2 normally open contact	(DPST {2-form A})
2 change over contact	(DPDT {2-form C})

Contact rating

30A
30A

Contact code

200
002

Coil Characteristics, DC @ +20°C (+68°F)

Coil Code	Rated voltage VDC	Pick-up voltage VDC	Drop-out voltage VDC	Max. Allowable voltage DC	Coil resistance $\Omega \pm 10\%$
005	5	3.8	0.5	5.5	15.3
006	6	4.5	0.6	6.6	22
012	12	9.0	1.2	13.2	86
024	24	18.0	2.4	26.4	350
048	48	36.0	4.8	52.8	1390
110	110	83	11	121	7255

Coil Characteristics, AC @ +20°C (+68°F) 50/60Hz

Coil Code	Rated voltage VAC	Pick-up voltage VAC	Drop-out voltage VAC	Max. Allowable voltage AC	Coil resistance $\Omega \pm 10\%$
024	24	19.2	4.8	26.4	39
120	120	96.0	24.0	132.0	950
208B ¹	208	166.4	41.6	228.8	2841
220 ²	220	175	44.0	242.0	3800
240	240	192.0	48.0	264.0	3800
277	277	211.6	55.4	304.7	5485

¹ Only 60Hz
² Only 50Hz

Contact Characteristics

	200 (NO)	002 (NO)	(NC)
UL rating	30A - 277VAC 2.5HP - 240VAC 1HP - 120VAC TV 10	30A - 277VAC 2.5HP - 240VAC 1HP - 120VAC 110LRA / 25.3FLA	3A - 277VAC 2.5HP - 240VAC 1HP - 120VAC -
VDE rating	30A - 250VAC	30A - 250VAC	3A - 250VAC
Contact rating	30A - 277VAC	30A - 277VAC	3A - 277VAC
Material	AgSnO ₂	AgSnO ₂	AgSnO ₂
Initial contact resistance	50m Ω max. (1A-6VDC)	50m Ω max. (1A-6VDC)	50m Ω max. (1A-6VDC)
Current	30A	30A	30A
Max. switching current	8310VA	8310VA	8310VA
Max. switching power	8310VA	8310VA	8310VA
Voltage	30VDC / 277VAC	30VDC / 277VAC	30VDC / 277VAC
Max. switching voltage	30VDC / 277VAC	30VDC / 277VAC	30VDC / 277VAC
Life	1 x 10 ⁵ ops/min. 5 x 10 ⁶ ops/min.	1 x 10 ⁵ ops/min. 5 x 10 ⁶ ops/min.	1 x 10 ⁵ ops/min. 5 x 10 ⁶ ops/min.
Electrical life	1 x 10 ⁵ ops/min.	1 x 10 ⁵ ops/min.	1 x 10 ⁵ ops/min.
Mechanical life	5 x 10 ⁶ ops/min.	5 x 10 ⁶ ops/min.	5 x 10 ⁶ ops/min.

Insulation

Test voltage (1 min.)
Open contacts
Contacts/coil
Contact/poles

4000Vrms
1500Vrms
2000Vrms

Surge voltage

Contacts/coil

10000VAC

Initial insulation resistance
@ 500VDC

1000MΩ

General Data

Nominal coil power

AC version 4VA
DC version 1.7W

Operate time at nom. voltage

15ms

Release time at nom. voltage

10ms

Ambient temperature

AC **-40° to +65°C (-40° to +149°F)**
DC **-55° to +85°C (-67° to +185°F)**

Vibration resistance

1.65mm (0.06") p.p. 10 to 55Hz

Temperature rise

AC

85°C (+185°F) max.

DC

60°C (+140°F) max.

Shock resist.

Malfunction

100m/s²

Mechanical

1000m/s²

Humidity

35% to 85%, +40°C

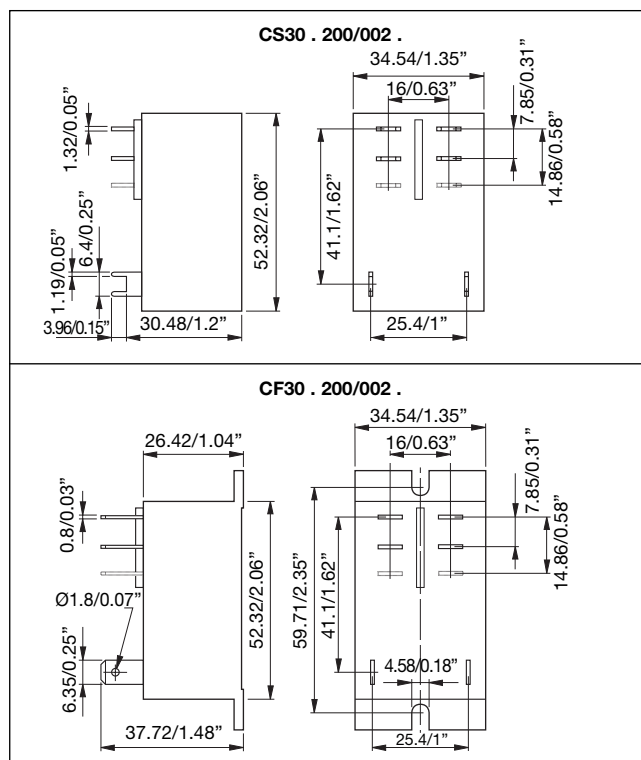
Weight

~86g (~3.03oz)

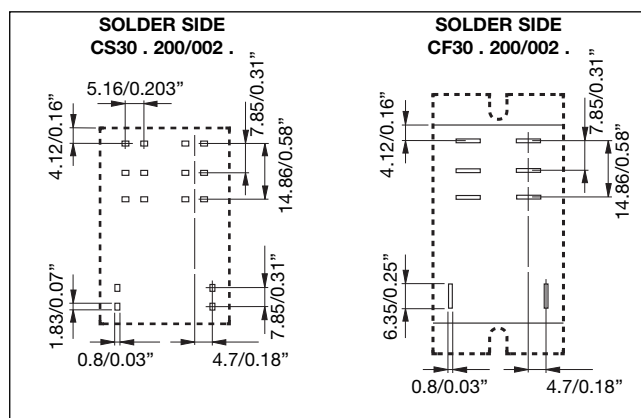
Enclosure

IP 67 Sealed

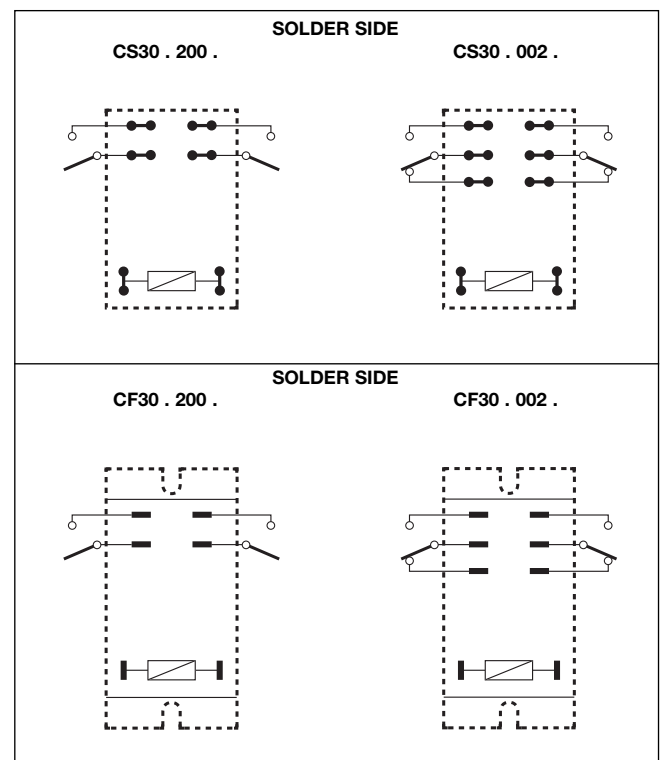
Dimensions mm/inches



Pin View mm/inches



Wiring Diagram



Diagram

1 Ambient temperature

